

NATURAL PHILOSOPHY

Cycle 2: Earth and Sky

	THE HEAVENS	supplemental materials
Week 7	Rotation of Earth	globe & flashlight
	sunrises, sunsets, earth around Sun, the ecliptic	
Week 8	Distances in the Universe	Created Cosmos DVD, by Jason Lisle
Week 9	The Solar System to Scale	Solar System tour
Week 10	Solar System Tour	Images of each planet
Week 11	Constellations	Constellation map
Week 12	The Galaxy & Universe	Images of Deep-Sky Objects
	Light travel time with Dr. Russ Humphreys	

Bonus Astronomy Night!


telescope, binoculars

	THE EARTH	supplemental materials
Week 19	Air & Fire	candles & jars
Week 20	More About Air	rubber band helicopters
Week 21	Displacement	floating demonstration
Week 22	Three States of Matter	hot plate, freezer, candle
Week 23	Water: Imbibition	flowers, sugar cubes, paper
Week 24	Water & Earth: Water Cycle & Erosion	dirt, erosion demo (Van Cleave's <i>Gooney</i> ... #137)

NATURAL PHILOSOPHY

ROTATION OF THE EARTH

Cycle 2, Week 7



Supplies/Set-Up

1. Globe
2. *Strong* flashlight

Introductory

1. NATURAL, adjective [to be born or produced.] Pertaining to nature; produced or effected by nature, or by the laws of growth, formation or motion impressed on bodies or beings by divine power. Thus we speak of the natural growth of animals or plants; the natural motion of a gravitating body; natural strength or disposition; the natural heat of the body; natural color; natural beauty. In this sense, natural is opposed to artificial or acquired. (Noah Webster's 1828)
2. PHILOS'OPHY, noun [Latin philosophia; Gr. love, to love, and wisdom.]

a. Literally, the love of wisdom. But in modern acceptance, philosophy is a general term denoting an explanation of the reasons of things; or an investigation of the causes of all phenomena both of mind and of matter. When applied to any particular department of knowledge, it denotes the collection of general laws or principles under which all the subordinate phenomena or facts relating to that subject, are comprehended. Thus, that branch of philosophy which treats of God, etc. is called theology; that which treats of nature, is called physics or natural philosophy; that which treats of man is called logic and ethics, or moral philosophy; that which treats of the mind is called intellectual or mental philosophy or metaphysics.

The objects of philosophy are to ascertain facts or truth, and the causes of things or their phenomena; to enlarge our views of God and his works, and to render our knowledge of both practically useful and subservient to human happiness.

True religion and true philosophy must ultimately arrive at the same principle.

- b. Hypothesis or system on which natural effects are explained.
- c. Reasoning; argumentation.
- d. Course of sciences read in the schools.

NATURAL PHILOSOPHY

Lesson

1. The Lord's Name is praised from the rising of the sun, unto the going down of the same. Psalm 113:3
 - a. What does the motion of the Sun and Earth look like, from our perspective here on earth?
 - b. How does God bring that to pass? That's what we're going to learn about today!
2. Show globe.
 - a. This is what our world looks like
 - b. Show where we are, in North Texas; point out how tiny we are! Or, rather, how huge our world is!
 - i. Did you know? If all of the people in the entire world lived as densely as the people of New York City do, we would all fit inside the state of Texas, and have the whole world left over for farmland, energy production, etc. The world is *huge!!!*
3. Introduce the earth's rotation.
 - a. God made the earth so that it is spinning.
 - b. Turn the globe slowly (in the right direction, toward the East!)
 - c. God made it so that the Sun is, compared to the Earth, sitting in one spot, but the Earth spins around, so that when the place where we live is toward the Sun, we have daylight, and when we are on the far side of the Earth from the Sun, we have darkness, nighttime.
 - d. Have someone shine the flashlight on the earth, and then spin the earth slowly for the children to see. (Have someone turn off the lights.)
 - e. (This is a little sneaky, for what we're going to do next, but you should be standing at the front of the classroom; so tell the flashlight holder to stand near the center of your open area... When you imitate the earth's orbit later, walking in a big circle around the flashlight holder, the children will understand better if the "Sun" was in the middle of your demonstration to begin with, and stays in the same spot.)
 - f. Obviously, explain to the children how we're using the flashlight to show how the Sun is shining on the Earth (even though it really shines in all directions).
 - g. Pinpoint where we live, then keep slowly spinning. When you get to sunrise, sunset, daytime, and nighttime (from the flashlight), pause the spinning to point that out to the children.
 - h. The line that separates day and night is called the *terminator*.
4. Notice the earth's tilt.
 - a. God made the Earth so that it spins on a tilt of about 23.5%.
 - b. This tilt gives us our seasons!

NATURAL PHILOSOPHY

5. Demonstrate the annual orbit of the Earth around the Sun.
 - a. Have the children move out of the way, so you can walk in a big circle, to demonstrate the orbit of the Earth going around the Sun.

Note: For this to work, you *must* do two things:


 - i. Keep the base of the globe parallel to the floor, so your tilt will be just right!
 - ii. Don't spin the base of the globe as you walk, but make sure it stays oriented the same way, no matter where you walk. So if there's a little mark on it, point that toward the front of the room, and make sure you keep that little mark on the base pointed toward the front of the room no matter where you walk in your "orbit".
 - b. The flashlight helper should shine the flashlight straight onto the globe, wherever you go, and you should walk in a slow circle around the flashlight, so the children can see how the Earth orbits the Sun.
 - c. Second time around: Point out the summer and winter solstices, and the spring and fall equinoxes.
 - d. Third time around: Point out the place where we live, and when you arrive at the solstices and equinoxes, pause again, and this time show how the place where we live sees sunrises, sunsets, and the path of the Sun throughout the day, at these different times of year.
6. Homework: Watch the Sun's movement at your house every day this week.

NATURAL PHILOSOPHY

DISTANCES IN THE UNIVERSE

Cycle 2, Week 8

(This is the only video lesson in all four cycles; it's wonderful!)



Supplies/Set-Up

1. DVD player & TV (or laptop with DVD player)
2. *Created Cosmos* DVD, by Dr. Jason Lisle (planetarium show from Creation Museum)

Introductory

1. NATURAL, adjective [to be born or produced.] Pertaining to nature; produced or effected by nature, or by the laws of growth, formation or motion impressed on bodies or beings by divine power. Thus we speak of the natural growth of animals or plants; the natural motion of a gravitating body; natural strength or disposition; the natural heat of the body; natural color; natural beauty. In this sense, natural is opposed to artificial or acquired. (Noah Webster's 1828)
2. PHILOS'OPHY, noun [Latin philosophia; Gr. love, to love, and wisdom.]
 - a. Literally, the love of wisdom. But in modern acceptance, philosophy is a general term denoting an explanation of the reasons of things; or an investigation of the causes of all phenomena both of mind and of matter. When applied to any particular department of knowledge, it denotes the collection of general laws or principles under which all the subordinate phenomena or facts relating to that subject, are comprehended. Thus, that branch of philosophy which treats of God, etc. is called theology; that which treats of nature, is called physics or natural philosophy; that which treats of man is called logic and ethics, or moral philosophy; that which treats of the mind is called intellectual or mental philosophy or metaphysics.

The objects of philosophy are to ascertain facts or truth, and the causes of things or their phenomena; to enlarge our views of God and his works, and to render our knowledge of both practically useful and subservient to human happiness.

True religion and true philosophy must ultimately arrive at the same principle.


- b. Hypothesis or system on which natural effects are explained.
- c. Reasoning; argumentation.
- d. Course of sciences read in the schools.

Lesson: Play DVD

NATURAL PHILOSOPHY

The Solar System to Scale

Cycle 2, Week 9



Supplies/Set-Up

1. Not-to-scale images of solar system (3)
2. Measuring Tape
3. Poppyseeds (9)
4. Sticky Page Markers, labeled as the Sun and the eight planets (9)
5. 16 feet of wall space (hallway, perhaps)
6. Set-Up: Use a dot of glue to glue a single poppyseed onto each page marker, and label each page marker for the Sun and each of the eight planets.

Introductory

1. NATURAL, adjective [to be born or produced.] Pertaining to nature; produced or effected by nature, or by the laws of growth, formation or motion impressed on bodies or beings by divine power. Thus we speak of the natural growth of animals or plants; the natural motion of a gravitating body; natural strength or disposition; the natural heat of the body; natural color; natural beauty. In this sense, natural is opposed to artificial or acquired. (Noah Webster's 1828)
2. PHILOS'OPHY, noun [Latin philosophia; Gr. love, to love, and wisdom.]
 - a. Literally, the love of wisdom. But in modern acceptance, philosophy is a general term denoting an explanation of the reasons of things; or an investigation of the causes of all phenomena both of mind and of matter. When applied to any particular department of knowledge, it denotes the collection of general laws or principles under which all the subordinate phenomena or facts relating to that subject, are comprehended. Thus, that branch of philosophy which treats of God, etc. is called theology; that which treats of nature, is called physics or natural philosophy; that which treats of man is called logic and ethics, or moral philosophy; that which treats of the mind is called intellectual or mental philosophy or metaphysics.

The objects of philosophy are to ascertain facts or truth, and the causes of things or their phenomena; to enlarge our views of God and his works, and to render our knowledge of both practically useful and subservient to human happiness.

True religion and true philosophy must ultimately arrive at the same principle.

- b. Hypothesis or system on which natural effects are explained.
- c. Reasoning; argumentation.
- d. Course of sciences read in the schools.

NATURAL PHILOSOPHY

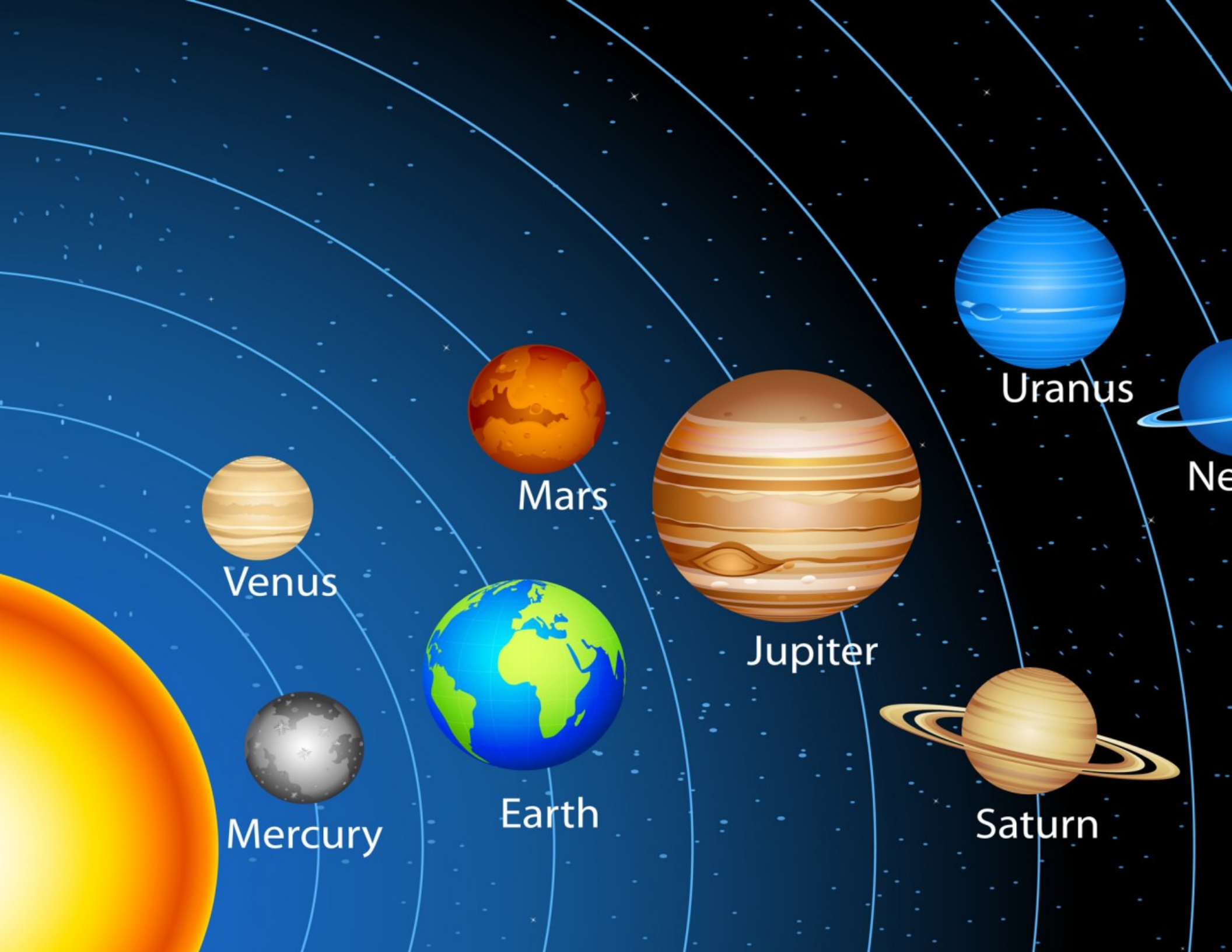
Lesson

1. The heavens declare the glory of God, and the firmament showeth the work of his hands. Psalm 19:1
2. Show Not-to-Scale-At-All image of solar system.
 - a. This is the kind of image you usually see, of the planets of our solar system.
 - b. Because the people who made it want you to see the special features of each planet!
 - c. But the sizes of the planets, and the distances between the planets, are all wrong!
3. Show Not-to-Scale-Distance image of solar system.
 - a. This image shows the sizes of the planets, compared to each other.
 - b. Notice that the Sun is so huge, it doesn't even fit on the page! If you took the entire mass of everything in our solar system—the Sun, planets, moons, asteroids, comets, etc.—the Sun all by itself is 99.8% of the mass of the entire solar system!
 - c. Next shocker: Jupiter contains more than half of the remaining mass of the solar system... So if you combined Saturn, the Earth, and everything else in the solar system, and weighed it against Jupiter, Jupiter would be more than everything else combined!
 - d. But this image, another sort of image you might be familiar with of our solar system, is completely inaccurate about distance.
 - e. Also, the planets can *never* be lined up in one line.
4. Show Not-to-Scale-Planet-Size image of solar system.
 - a. This image shows how far apart the Sun and planets are from each other, to scale.
 - b. But there are several inaccuracies about this image, too!
 - c. The planet sizes are way too big! If the planet sizes were accurate on this picture, they would be too small for you to see!!
 - d. The planets are mostly all in the same direction (not lined up completely, but pretty close to it).
 - i. In reality, the orbits of the planets are almost circular... but to fit those entire orbits on the page, everything would have to be even smaller, and it would be much harder for you to see these relative distances.
 - ii. (Notice how hard it is to see how far apart the four inner planets are, because it's all so little.)
 - iii. Consider how far apart Uranus, Saturn, and Jupiter would be, when they are in opposite sides of their orbits!

NATURAL PHILOSOPHY

5. Hallway Display

- a. First, measure out your 16 feet of hallway space, so the children can get a sense of the scale we're working with, here.
- b. Explain to the children that, even with this much space, we still can't make a solar system model to scale!!
 - i. At this scale, if these sixteen feet were the distance between the Sun and Neptune, the Sun would be the size of a poppyseed. (Show them the Sun poppyseed glued onto the sticky marker.)
 - ii. Stick the Sun poppyseed/marker on the wall, at your beginning point.
 - iii. Teach: All of the planets, even Jupiter, would be so small at this scale that you could not see them! We'll use poppyseeds for all of the planets, because that's the smallest thing we can practically use for this demonstration, but understand that this is *not* to scale; these planets, at this scale, would be *much, much smaller* than the poppyseeds we're using to show them.
- c. From here, measure out the correct scale distances for each planet, and place the correct poppyseed/marker at the correct spot on the wall:
 - i. Sun (beginning)
 - ii. Mercury—2 ½ in.
 - iii. Venus—4 ¾ in.
 - iv. Earth—6 ½ in.
 - v. Mars—9 ¾ in.
 - vi. Jupiter—33 ¼ in.
 - vii. Saturn—61 ¼ in.
 - viii. Uranus—122 ¾ in.
 - ix. Neptune—192 in. (16 ft.)
- d. Once again, remember that the planets are never lined up in a straight line!! So not only are the planets much smaller than this, but the whole model should go up 16 feet, and down 16 feet, and back the other way 16 feet, and the planets all circle around the Sun all around like this.
- e. Finally, Pluto and the other dwarf worlds beyond Neptune circle the Sun in a different plane from the plane of the larger planets' orbits.



Venus

Mars

Uranus


Ne

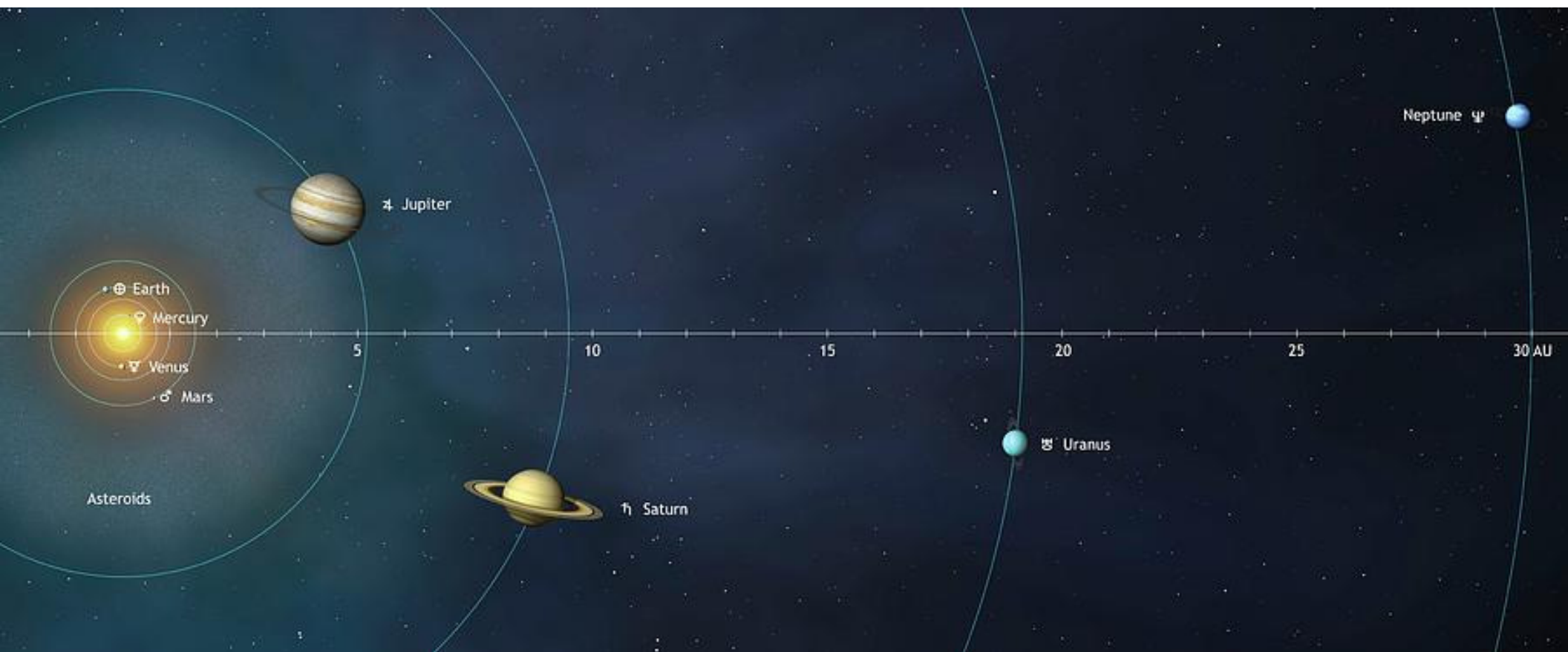
Mercury

Earth

Jupiter

Saturn






	Actual Diameter (km)	Scale Diameter (in)	Actual Distance from Sun (km)	Scale Distance from Sun (in)	Scale Distance from Sun (ft)
Sun	1,391,400	0.0594311139			
Mercury	4,879	0.0002083976	57,900,000	2.4730929234	0.2060910770
Venus	12,104	0.0005170003	108,200,000	4.6215657049	0.3851304754
Earth	12,756	0.0005448493	149,600,000	6.3898912149	0.5324909346
Mars	6,792	0.0002901079	227,900,000	9.7343329403	0.8111944117
Jupiter	142,984	0.0061073008	778,600,000	33.2564792774	2.7713732731
Saturn	120,536	0.0051484755	1,433,500,000	61.2293386132	5.1024448844
Uranus	51,118	0.0021834122	2,872,500,000	122.6935996974	10.2244666415
Neptune	49,528	0.0021154982	4,495,100,000	192.0000000000	16.0000000000

figure to make everything fit in 16':

0.0000000427

NATURAL PHILOSOPHY

Solar System Tour Cycle 2, Week 10



Supplies/Set-Up

1. Images of Each Planet (digital files: Solar System Tour)
2. Laptop (for displaying images)
3. Optional: TV & cable to connect laptop, for bigger display
4. Other Option: print images and display them that way

Introductory

1. NATURAL, adjective [to be born or produced.] Pertaining to nature; produced or effected by nature, or by the laws of growth, formation or motion impressed on bodies or beings by divine power. Thus we speak of the natural growth of animals or plants; the natural motion of a gravitating body; natural strength or disposition; the natural heat of the body; natural color; natural beauty. In this sense, natural is opposed to artificial or acquired. (Noah Webster's 1828)
2. PHILOS'OPHY, noun [Latin philosophia; Gr. love, to love, and wisdom.]

a. Literally, the love of wisdom. But in modern acceptance, philosophy is a general term denoting an explanation of the reasons of things; or an investigation of the causes of all phenomena both of mind and of matter. When applied to any particular department of knowledge, it denotes the collection of general laws or principles under which all the subordinate phenomena or facts relating to that subject, are comprehended. Thus, that branch of philosophy which treats of God, etc. is called theology; that which treats of nature, is called physics or natural philosophy; that which treats of man is called logic and ethics, or moral philosophy; that which treats of the mind is called intellectual or mental philosophy or metaphysics.

The objects of philosophy are to ascertain facts or truth, and the causes of things or their phenomena; to enlarge our views of God and his works, and to render our knowledge of both practically useful and subservient to human happiness.

True religion and true philosophy must ultimately arrive at the same principle.

- b. Hypothesis or system on which natural effects are explained.
- c. Reasoning; argumentation.
- d. Course of sciences read in the schools.


NATURAL PHILOSOPHY

Lesson

1. The heavens declare the glory of God, and the firmament showeth the work of his hands. *Psalms 19:1*
2. Explain about the ecliptic.
3. Mercury
4. Venus
5. Earth
6. Mars
7. Asteroid Belt
8. Jupiter
9. Saturn
10. Uranus
11. Neptune
12. Pluto, Eris, & the Dwarf Planets
13. Comets

NATURAL PHILOSOPHY

Constellations Cycle 2, Week 11



Supplies/Set-Up

1. Book: *Stargazer's Guide to the Night Sky*, by Dr. Jason Lisle
2. Planisphere
3. Email scanned copy of p. 50 to mothers
4. Optional: use home planetarium in darkened room
5. Optional: also plan Astronomy Night

Introductory

1. NATURAL, adjective [to be born or produced.] Pertaining to nature; produced or effected by nature, or by the laws of growth, formation or motion impressed on bodies or beings by divine power. Thus we speak of the natural growth of animals or plants; the natural motion of a gravitating body; natural strength or disposition; the natural heat of the body; natural color; natural beauty. In this sense, natural is opposed to artificial or acquired. (Noah Webster's 1828)

2. PHILOS'OPHY, noun [Latin philosophia; Gr. love, to love, and wisdom.]
 - a. Literally, the love of wisdom. But in modern acceptance, philosophy is a general term denoting an explanation of the reasons of things; or an investigation of the causes of all phenomena both of mind and of matter. When applied to any particular department of knowledge, it denotes the collection of general laws or principles under which all the subordinate phenomena or facts relating to that subject, are comprehended. Thus, that branch of philosophy which treats of God, etc. is called theology; that which treats of nature, is called physics or natural philosophy; that which treats of man is called logic and ethics, or moral philosophy; that which treats of the mind is called intellectual or mental philosophy or metaphysics.

The objects of philosophy are to ascertain facts or truth, and the causes of things or their phenomena; to enlarge our views of God and his works, and to render our knowledge of both practically useful and subservient to human happiness.

True religion and true philosophy must ultimately arrive at the same principle.

- b. Hypothesis or system on which natural effects are explained.
- c. Reasoning; argumentation.
- d. Course of sciences read in the schools.

NATURAL PHILOSOPHY

Lesson

1. He maketh the stars Arcturus, Orion, and Pleiades, and the climates of the South.

Job 9:9

- Canst thou restrain the sweet influences of the Pleiades, or loose the bands of Orion? Job 38:31

2. Turn to chapter 4, "Astronomy with the Unaided Eye"; read pages 48–49.

3. Point out:

(As you point out these constellations, teach how to find it in the sky, what to look for; and also teach about special stars like Betelgeuse, Regulus, Polaris.)

- Ecliptic
- Orion
- Ursa Major & Big Dipper
- Ursa Minor
- Draco (time permitting)
- Cassiopeia (time permitting)
- Leo

4. Show Planisphere, and explain how to use it.




4.1 The winter sky with labeled constellations: mid-January around 9:00 p.m. standard time. This map is for observers at north latitude 40°. Observers at latitudes farther north will see these stars shifted southward; observers farther south will see these stars shifted farther northward.

NATURAL PHILOSOPHY

The Galaxy & Universe

Cycle 2, Week 12



Supplies/Set-Up

1. Images of... (digital files: Galaxies)
 - a. Milky Way Galaxy (generic spiral galaxy)
 - b. Milky Way as seen from Earth
 - c. Milky Way with arrow showing where we are
 - d. Artist's rendering of black hole at center of our galaxy
 - e. Globular star cluster
 - f. Nebulae
 - g. Binary/Ternary star system
 - h. Quasar
 - i. Other Galaxies
 - j. The pattern of galaxies in the universe
2. Laptop (for displaying images)
3. Optional: TV & cable to connect laptop, for bigger display
4. Other Option: print images and display them that way
5. Completely different option: Watch the episode of Origins (show) called *Starlight and Time*, with Russell Humphries. (You can find it on youtube.)

Introductory

1. NATURAL, adjective [to be born or produced.] Pertaining to nature; produced or effected by nature, or by the laws of growth, formation or motion impressed on bodies or beings by divine power. Thus we speak of the natural growth of animals or plants; the natural motion of a gravitating body; natural strength or disposition; the natural heat of the body; natural color; natural beauty. In this sense, natural is opposed to artificial or acquired. (Noah Webster's 1828)
2. PHILOS'OPHY, noun [Latin philosophia; Gr. love, to love, and wisdom.]
 - a. Literally, the love of wisdom. But in modern acceptance, philosophy is a general term denoting an explanation of the reasons of things; or an investigation of the causes of all phenomena both of mind and of matter. When applied to any particular department of knowledge, it denotes the collection of general laws or principles under which all the subordinate phenomena or facts relating to that subject, are comprehended. Thus, that branch of philosophy which treats of God, etc. is called theology; that which treats of nature, is called physics or natural philosophy; that which treats of man is called logic and ethics, or moral philosophy; that which treats of the mind is called intellectual or mental philosophy or metaphysics.

The objects of philosophy are to ascertain facts or truth, and the causes of things or their phenomena; to enlarge our views of God and his works, and to render our knowledge of both practically useful and subservient to human happiness.

NATURAL PHILOSOPHY


True religion and true philosophy must ultimately arrive at the same principle.

Lesson

1. He sitteth upon the circle of the earth, and the inhabitants thereof are as grasshoppers, he stretcheth out the heavens as a curtain, and spreadeth them out, as a tent to dwell in. *Isaiah 40:22*
2. Go through images and tell about these wonderful things in space 😊
3. Address the light travel time problem

NATURAL PHILOSOPHY

Air & Fire Cycle 2, Week 19



Supplies/Set-Up

1. 3 Jars, different sizes
2. Plate or dish
3. Candle (tea light is good)
4. Lighter/match
5. Water
6. Stopwatch/watch with a second hand.

Introductory

1. NATURAL, adjective [to be born or produced.] Pertaining to nature; produced or effected by nature, or by the laws of growth, formation or motion impressed on bodies or beings by divine power. Thus we speak of the natural growth of animals or plants; the natural motion of a gravitating body; natural strength or disposition; the natural heat of the body; natural color; natural beauty. In this sense, natural is opposed to artificial or acquired. (Noah Webster's 1828)
2. PHILOS'OPHY, noun [Latin philosophia; Gr. love, to love, and wisdom.]
 - a. Literally, the love of wisdom. But in modern acceptation, philosophy is a general term denoting an explanation of the reasons of things; or an investigation of the causes of all phenomena both of mind and of matter. When applied to any particular department of knowledge, it denotes the collection of general laws or principles under which all the subordinate phenomena or facts relating to that subject, are comprehended. Thus, that branch of philosophy which treats of God, etc. is called theology; that which treats of nature, is called physics or natural philosophy; that which treats of man is called logic and ethics, or moral philosophy; that which treats of the mind is called intellectual or mental philosophy or metaphysics.

The objects of philosophy are to ascertain facts or truth, and the causes of things or their phenomena; to enlarge our views of God and his works, and to render our knowledge of both practically useful and subservient to human happiness.

True religion and true philosophy must ultimately arrive at the same principle.

3. Afterward God said, Let the waters bring forth in abundance every creeping thing that hath life: and let the fowl fly upon the earth in the open firmament of the heaven. **Genesis 1:20**

Think about **air**: If air's nothing, then what are birds flying on?

NATURAL PHILOSOPHY

Does a fish know it's wet?

Does a fish know it's wet? (Discuss.)

You are likewise living and moving inside of an "ocean" of air! (Discuss.) Things to note:

1. You can feel it
 - a. breathe in
 - b. breathe out
 - c. fan your neighbor
2. It's putting *lots* of pressure on everything right now! But it's just the right amount of pressure for you to live, so it doesn't feel bad!! On the other hand, if there were no air pressure on you at all, your blood would go from liquid to gas, and you would die from that. That's why when astronauts go into space, they don't just use oxygen tanks to breathe, but their whole bodies have to be protected in spacesuits!

1st Demonstration

1. Light candle.
2. Place one of the jars over it, upside down.
3. What happens?
4. Explain: Fire needs oxygen to burn. Our air is about 21% oxygen, 78% nitrogen, a tiny bit argon, carbon dioxide, and other gases. When a fire burns, it's using oxygen; but when the fire uses up all of the oxygen, it's like when your car runs out of gas; the fire dies.

2nd Demonstration

1. Light candle, place the littlest jar over it, and time how long it takes for the flame to go out.
2. Light candle, place the middlest jar over it, and time how long it takes for the flame to go out.
3. Light candle, place the biggest jar over it, and time how long it takes for the flame to go out.
4. What happens?
5. Explain: Even though you can't see it, air takes up space, just like water, and rocks, and puppy dogs, and everything else that you can see. Air is *stuff*; it's just invisible stuff! The same little flame uses the same amount of oxygen for fuel while it's burning; there's less oxygen in a smaller space, and more oxygen in a bigger space, so that's why the flame could burn for longer inside the biggest jar.


NATURAL PHILOSOPHY

3rd Demonstration

1. Place the candle in the middle of the plate/dish.
2. Pour a bit of standing water in the plate/dish (but not enough to overflow the candle!).
3. Light the candle again, and place one of the jars over it (choose the narrowest one you have).
4. As the candle burns, water is sucked up into the jar.
5. Explain: Remember that 21% of the air inside of the jar is oxygen, and the flame burned up all of the oxygen. This shows how strong the air pressure all around us is! The air all around us is pushing down on us all of the time. The air around the jar was pushing down on the water all along, but before the flame ate up the oxygen, the air inside of the jar was also pushing down on the water, keeping the water down where it belonged. When that oxygen was taken out of the jar, the air pressure outside of the jar *pushed down on the water outside of the jar, pushing some of the water up on the inside of the jar.*
6. Do the demonstration more than once, to help the children think about what's happening.

NATURAL PHILOSOPHY

More About Air Cycle 2, Week 20



Supplies/Set-Up

1. Rubber Band Helicopter project kits (for each student & tutor), or get separately:
 - a. Propellers
 - b. Card stock
 - c. Craft sticks
 - d. Masking tape
 - e. 3.5" rubber bands (note: 2 rubber bands per helicopter)
 - f. Rubber band hooks (or paperclips)
 - g. (make sure you have scissors for each, too)
 - h. Instructions
 - i. Template (if desired)

Introductory

1. NATURAL, adjective [to be born or produced.] Pertaining to nature; produced or effected by nature, or by the laws of growth, formation or motion impressed on bodies or beings by divine power. Thus we speak of the natural growth of animals or plants; the natural motion of a gravitating body; natural strength or disposition; the natural heat of the body; natural color; natural beauty. In this sense, natural is opposed to artificial or acquired. (Noah Webster's 1828)
2. PHILOS'OPHY, noun [Latin philosophia; Gr. love, to love, and wisdom.]
 - a. Literally, the love of wisdom. But in modern acceptation, philosophy is a general term denoting an explanation of the reasons of things; or an investigation of the causes of all phenomena both of mind and of matter. When applied to any particular department of knowledge, it denotes the collection of general laws or principles under which all the subordinate phenomena or facts relating to that subject, are comprehended. Thus, that branch of philosophy which treats of God, etc. is called theology; that which treats of nature, is called physics or natural philosophy; that which treats of man is called logic and ethics, or moral philosophy; that which treats of the mind is called intellectual or mental philosophy or metaphysics.

The objects of philosophy are to ascertain facts or truth, and the causes of things or their phenomena; to enlarge our views of God and his works, and to render our knowledge of both practically useful and subservient to human happiness.

True religion and true philosophy must ultimately arrive at the same principle.

NATURAL PHILOSOPHY

3. Afterward God said, Let the waters bring forth in abundance every creeping thing that hath life: and let the fowl fly upon the earth in the open firmament of the heaven. **Genesis 1:20**

Think about **air**: If air's nothing, then what are birds flying on?

Review: Just like the question, *Does a fish know it's wet?*, you are living and moving inside of an "ocean" of air! (Discuss.)

1. You can feel it:
 - a. You breathe it.
 - b. You feel the wind blow.
 - c. You can feel it when you wave your arms around (if you're wearing short sleeves!)
2. It's putting *lots* of pressure on everything right now! But everything on the surface of the earth is designed to function perfectly under 1 Atmosphere (1,013 millibars) of pressure.
 - a. Remember last week, how when we removed a little bit of the air from inside of a jar, that the pressure of the air around us was so strong that it pushed water up, *against gravity!!*

Lesson

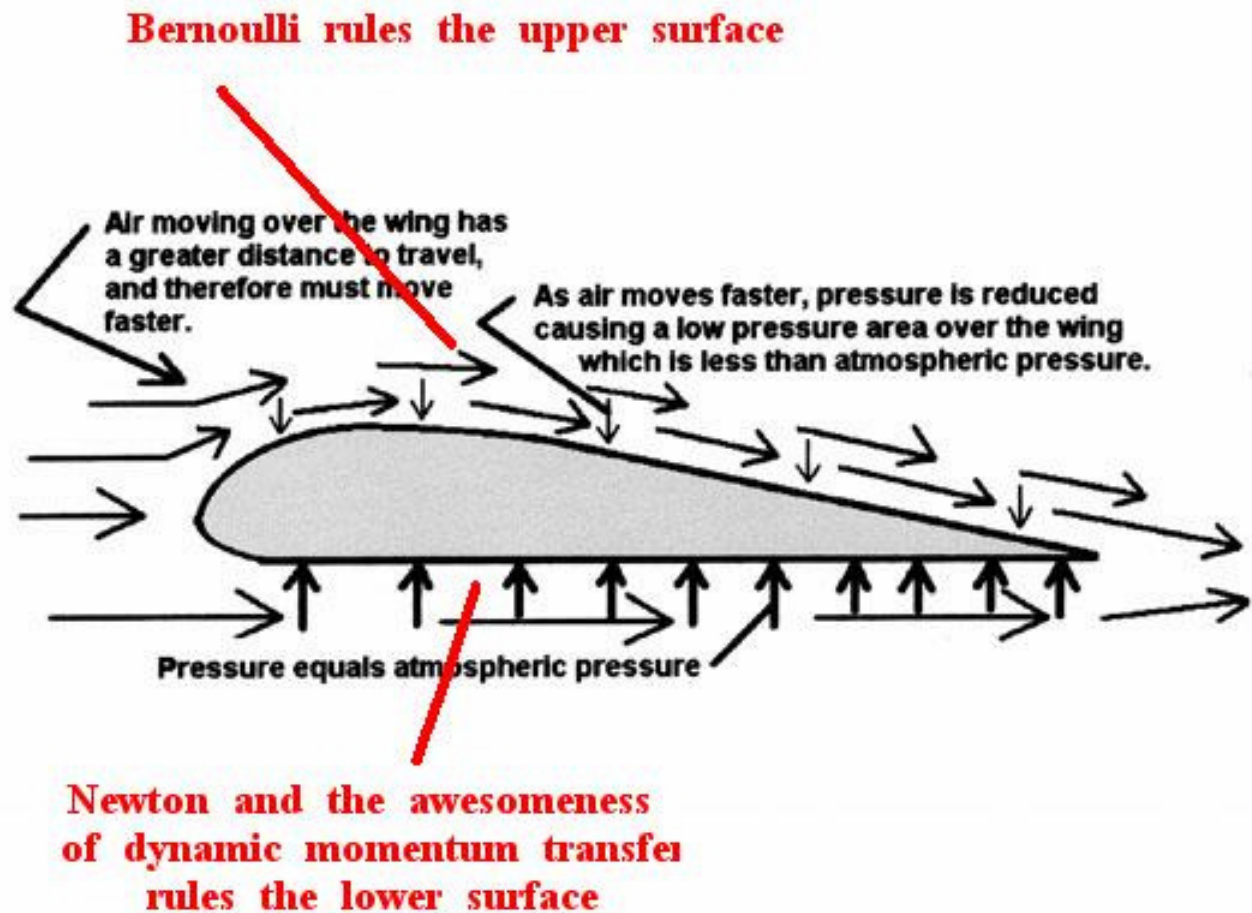
1. Today, we're going to think about how much air is above the land and sea on the earth, by—instead of thinking about how heavy it is and how much it's pushing down on us—thinking about seeing if it's strong enough hold things up!
2. How Lift works (see diagram, next page):
 - a. Draw a side view of a wing on the whiteboard.
 - b. Do you know who learned how to create airplanes? (The Wright Brothers.)
 - c. How did men discover the secret of Flight? (By studying the flying creatures God had designed to fly, and copying their design! Airplane wings are shaped the exact same way that bird wings are, with the exact same shape.)
 - d. Explain how Lift works (again, see diagram).
 - e. What happens when you have an area with lower air pressure next to an area with higher air pressure? Just like how the air pressure last week forced the water up into the jar (even against the force of gravity!), air will always flow from a higher density (pressure) to a lower density (pressure). *And if there's an airplane, with big old wings in the way to ride on top of the high air pressure heading upwards, that airplane will be **lifted** up.*
 - f. Review: So there are 2 things wings do that allow for flight:
 - i. They create low air pressure above the wings with their front edge.

NATURAL PHILOSOPHY

- ii. The rest of their shape is a big flat surface that will catch the high air pressure below the wing and ride on top of it, as that high air pressure rises up.


Rubber Band Helicopters

1. Follow instructions for each child to make his own rubber band helicopter.
2. Examine the propellers' motion; first, what makes them spin? (The rubber bands' being stretched.)
3. Examine the propellers' motion some more; what makes the helicopter lift? (The propellers are creating an area of high air pressure below the prop, and low air pressure above the prop, just like an airplane wing would do.)



NATURAL PHILOSOPHY

Water: Displacement Cycle 2, Week 21



Supplies/Set-Up

1. Big huge bowl or pot
2. Smaller bowl (that'll float like a boat in the big one)
3. Sand (or salt, sugar, rice, or beans)
4. Plastic ruler
5. Empty wine bottle & cork (or a bottle into which a cork will fit snugly; and make sure you haven't put a hole all the way through the cork with a corkscrew!)
6. Plenty of water

Introductory

1. NATURAL, adjective [to be born or produced.] Pertaining to nature; produced or effected by nature, or by the laws of growth, formation or motion impressed on bodies or beings by divine power. Thus we speak of the natural growth of animals or plants; the natural motion of a gravitating body; natural strength or disposition; the natural heat of the body; natural color; natural beauty. In this sense, natural is opposed to artificial or acquired. (Noah Webster's 1828)
2. PHILOS'OPHY, noun [Latin philosophia; Gr. love, to love, and wisdom.]
 - a. Literally, the love of wisdom. But in modern acceptation, philosophy is a general term denoting an explanation of the reasons of things; or an investigation of the causes of all phenomena both of mind and of matter. When applied to any particular department of knowledge, it denotes the collection of general laws or principles under which all the subordinate phenomena or facts relating to that subject, are comprehended. Thus, that branch of philosophy which treats of God, etc. is called theology; that which treats of nature, is called physics or natural philosophy; that which treats of man is called logic and ethics, or moral philosophy; that which treats of the mind is called intellectual or mental philosophy or metaphysics.

The objects of philosophy are to ascertain facts or truth, and the causes of things or their phenomena; to enlarge our views of God and his works, and to render our knowledge of both practically useful and subservient to human happiness.

True religion and true philosophy must ultimately arrive at the same principle.

3. In the beginning God created the heaven and the earth. And the earth was without form and void, and darkness was upon the deep, and the Spirit of God moved upon the waters. **Genesis 1:1-2**

NATURAL PHILOSOPHY

Lesson

1. The first thing God says about how he made the world is that it was full of **water**. Water has absolutely amazing properties, and those properties make everything you know and love about life and the world possible. Creationary physicist Dr. Russell Humphreys postulates that everything in the universe was made by God first out of water, and his predictions about the magnetic fields of other planets, based on that hypothesis, were proven true when we sent space probes to other planets like Uranus and Neptune. Regardless, we know for sure that water covers most of our planet, rains down upon our planet, makes up 60% of our own bodies, and is a huge part of our lives.
2. Today, we're going to learn about Displacement.

Bottle with Air & Bottle with Water Demonstration

1. Show empty bottle. Explain that this bottle isn't empty (like we learn about before!), but it is filled with... air!
2. What will happen if I try to push this cork into the bottle that is filled with air?
3. Push the cork into the bottle. If the bottle was filled with air, how was I able to put the cork in there? Two things can't be in the same place at the same time! (Answer: The air was *compressed*.)
4. Fill the bottle with water, all the way to the top. What will happen when we try to put the cork in this time?
5. Try to push the cork into the bottle (it should *not* be able to go in).
6. Think of how easily and naturally air moves (forms) into areas of higher and lower pressure, as we learned last week.
 - a. You can compress air really easily!
 - b. Water doesn't compress like air; it takes a **lot** of force. Are you strong enough to compress water just this tiny little bit?

NATURAL PHILOSOPHY

Displacement Demonstration

1. So when we put something in water, it doesn't just go into the water; the water moves out of the way for it.
2. Use big bowl filled with water, and measure with ruler how deep the water is.
3. Add the "boat" floating on top; measure the depth of the water.
4. Add different amounts of sand, and measure water depth.
5. What we're measuring here is the **displacement** of the water—how much water we have *displaced* by adding this boat.

Day 4 Experiment

H2OHHH!

DISCOVERING GOD'S GIFT OF WATER TO THE EARTH

EXPERIMENT 1

Materials

- ☐ Frozen ice container from previous day
- ☐ 2-liter bottles filled with water, 1 per table
- ☐ 2-liter bottles, nozzles and tops removed, 1 per table
- ☐ Ice cubes, enough to cover the bottom of each empty 2-liter bottle without nozzles and tops
- ☐ Frozen Lake Pictures (DVD-ROM), 1 per table
- ☐ 4 x 4-inch wax paper squares, 1 per child
- ☐ Toothpicks, 1 per child
- ☐ Eyedroppers, several per table

Pre-Prep

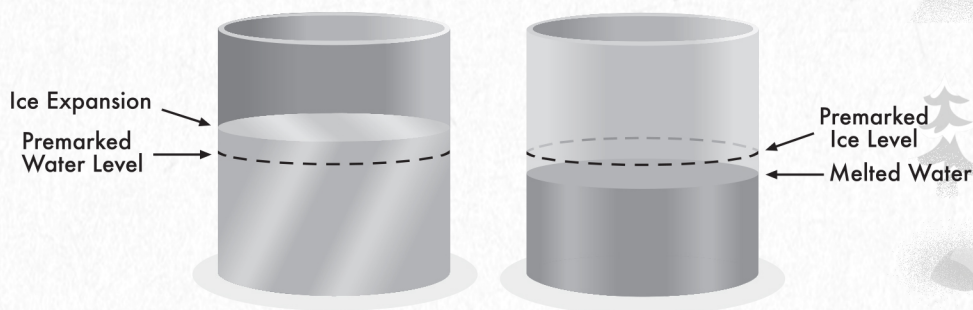
1. On Day 3 during class, fill a glass with water and then carefully place in the freezer. Let children watch as you fill it so they can see where the top of the water is and compare that to the level of the ice in the frozen container today. Mark where the level of water is. And then mark where the level of ice is.

Class Time Directions

Today, we're focusing on the Bible as a letter of love. In the Bible, we learn that God loves us so much He gave Jesus Christ as Savior of the world. God's one-of-a-kind gift is His Son, who can save us from our sins and give us eternal life when we repent of our sins and believe in Jesus.

The Bible also tells us about another unique gift of God. Read Genesis 1:1–2. From the very beginning, God gave liquid water to the earth as a special gift. The surface of the earth is about 70% covered by water, and all living things contain water.

Let's explore several qualities of God's wonderful gift of water. Let's think about the first unique quality. Water can be found in three different forms or phases, and all three of these phases can be found somewhere on the earth. What do we call water when it's a solid? Take responses—ice. At



your table, name two places you can find ice on the earth. (Snow, glaciers, frozen tundra, frozen lakes, etc.) Did anyone also say icebergs?

What do we call water when it's a liquid? Take responses—water. At your table, name two places you can find liquid water on the earth. (Rivers, lakes, streams, etc.) Did anyone also say plants?

What do we call water when it's a gas? Take responses—steam or water vapor. Again, at your table, name two places you can find steam on the earth. (Geysers, hot springs, fog, clouds, etc.) Did anyone also say your breath?

There is another unique quality of water that God has created. Usually, any substance will contract and get smaller as it freezes, turning from a liquid to a solid. Water does just the opposite.

To show you this, let's examine the container of water we froze yesterday. Remember, we filled the glass to the rim. If you look closely, you will see the ice level is higher than the level we marked yesterday. Have a volunteer walk around to groups showing the frozen ice container. Mark where the ice level is and then allow it to melt during class and check the level again. This demonstration shows that water expands when it freezes and takes up more space.

Most substances contract and take up less space when they freeze. So this means that when water freezes it gets less dense rather than more dense. Most substances get more dense when they freeze. Density explains why some things floats or sinks.

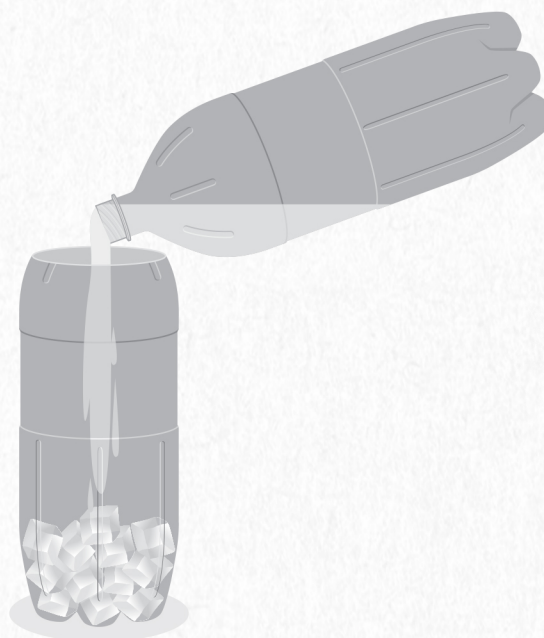
We are going to do a challenge with ice. At your table is a 2-liter bottle with ice at the bottom. You have another

2-liter bottle filled with water. Your challenge is to see if you can cover the ice cubes totally with water. Give time for the children to attempt the challenge. You should have found you couldn't do it. No matter how much water you poured into the bottle with the ice cubes, the ice couldn't be completely covered. Ice will float and always extend above the surface of the water because it's less dense.

Think about this idea. If water didn't expand and become less dense as it froze into ice, terrible things could happen on the earth. Ice would sink in lakes and oceans. It would crush plants and animals living on the bottom. As the water continued to freeze from the bottom up, other water plants and animals would also freeze and die. Fish and mammals would have shallower and shallower water in which to swim. Finally, they would get frozen into the ice as water eventually froze at the surface. The entire lake or river would be solid ice. Look at the sample pictures of what this might look like. Show Frozen Lake Pictures: pictures that show stages of a lake freezing from the bottom up. Give a minute for observation and discussion at tables. Aren't we thankful to God that He created water to expand and float as it freezes?

Water has many more unique qualities, such as the power of cohesion. Cohesion makes water molecules act like mini magnets. Water molecules are attracted to other water molecules and stick together.

Let's observe cohesion in action. Using your eyedroppers, put two small drops of water near each other on your piece of wax paper. Tap the wax paper to get the drops near each other. Observe what happens as the drops get closer and closer, almost touching each other. Allow time to explore and observe. Now take your toothpick and try to break the big water drop apart. Share with others at your table what you observed. Give a few more moments for them to attempt



2-liter bottle with nozzle cut off and ice at the bottom


this. Raise your hand if you saw your drops come together like a magnet was pulling them. You just observed water's property of cohesion that makes droplets stick together. It's a kind of electric attraction between the molecules of water.

Today, we've talked about many examples where water is truly a unique substance. We've seen that water exists in all three phases on the earth—solid, liquid, and gas. We've seen that water expands when it freezes and becomes less dense. Finally, we've observed the power of cohesion that helps water molecules stick and flow together. Only God can create such a unique liquid and give it as a special gift to the earth!

NATURAL PHILOSOPHY

Three States of Matter

Cycle 2, Week 22



Supplies/Set-Up

1. Hot plate
2. Freezer—freeze some ice cubes ahead of time and have them ready for class
3. Tea light candle
4. Lighter
5. Paper plate
6. Optional: Answers in Genesis VBS Water Lesson

Introductory

1. NATURAL, adjective [to be born or produced.] Pertaining to nature; produced or effected by nature, or by the laws of growth, formation or motion impressed on bodies or beings by divine power. Thus we speak of the natural growth of animals or plants; the natural motion of a gravitating body; natural strength or disposition; the natural heat of the body; natural color; natural beauty. In this sense, natural is opposed to artificial or acquired. (Noah Webster's 1828)

2. PHILOS'OPHY, noun [Latin philosophia; Gr. love, to love, and wisdom.]

a. Literally, the love of wisdom. But in modern acceptation, philosophy is a general term denoting an explanation of the reasons of things; or an investigation of the causes of all phenomena both of mind and of matter. When applied to any particular department of knowledge, it denotes the collection of general laws or principles under which all the subordinate phenomena or facts relating to that subject, are comprehended. Thus, that branch of philosophy which treats of God, etc. is called theology; that which treats of nature, is called physics or natural philosophy; that which treats of man is called logic and ethics, or moral philosophy; that which treats of the mind is called intellectual or mental philosophy or metaphysics.

The objects of philosophy are to ascertain facts or truth, and the causes of things or their phenomena; to enlarge our views of God and his works, and to render our knowledge of both practically useful and subservient to human happiness.

True religion and true philosophy must ultimately arrive at the same principle.

3. In the beginning God created the heaven and the earth. And the earth was without form and void, and darkness was upon the deep, and the Spirit of God moved upon the waters. **Genesis 1:1–2**

NATURAL PHILOSOPHY

Lesson

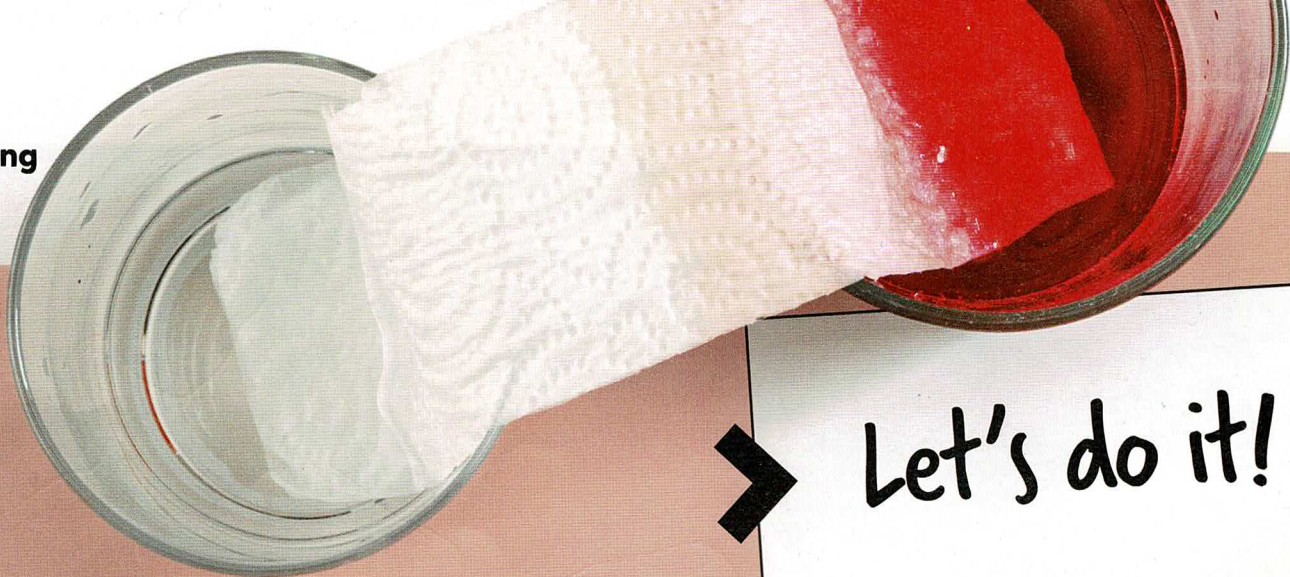
1. There are three states of matter: solid, liquid, and gas.
 - a. Solid—rocks, wood, metal, stone
 - b. Liquid—water, oil
 - c. Gas—air, helium (in balloons)
2. We're most familiar with the state a particular thing is in when it's at room temperature and at normal atmospheric pressure (that's normal air pressure here on earth!).
3. But under different conditions, things change into a different state. Examples:
 - a. Rocks. What state are rocks? (Solid.) When they get really hot or under really high pressure (that means they get squeezed really hard), they melt!! They turn into liquid. Does anyone know what we call rocks when they're in the liquid state? (Lava.)
 - b. Coconut oil. Does anyone use coconut oil?? In the summer, if your kitchen is warm, what does coconut oil look like? (Oil, a liquid!) But if the house is nice and cool, or in the grocery store, what does it look like? (Solid.) When it's *warmer*, it is a liquid; and when it's *cooler*, it is a solid.
 - c. Nitrogen is a gas; our air is made up mostly of nitrogen. But when they cool it down to -320°F, it turns into a liquid, like water, but *crazy, dangerous* freezing cold. That's liquid nitrogen; doctors use that if you have a wart or some funny growth on your body; they put a little bit of liquid nitrogen on it, and it's so freezing cold that it kills whatever it touches! (Don't touch it with your healthy skin!!)
 - d. And carbon dioxide is what you breathe out in your breath, but when we cool it down to -109°F, it freezes into dry ice!

Wax Demonstration

1. Wax. Light the candle
2. When wax is at room temperature, what state is it? (Solid.) What about when it gets heated up a bit? (Liquid.)

Three States of Matter Demonstration

1. Demonstrate the three states of matter by melting an ice cube (solid to liquid), and then boiling the water (liquid to gas). Explain!



Soak it up

Have you ever wondered how water gets from a tree's roots all the way up to the leaves?

God waters every tree in the world through a process called capillary (KA-puh-leh-ree) action. Trees have a special layer of cells called xylem (ZI-lem) between the bark and the wood. Xylem carries the water up the tree. Water molecules stick to one another (a process called cohesion) and stick to other things (a process called adhesion) because one part has a positive charge and the other has a negative charge—and opposites attract. The water molecules play leapfrog up the tree as they stick to the xylem cells and to one another, until they reach the leaves at the top.

This same process happens to liquids in a straw, ink in a pen, the tiniest blood vessels in our body, and many other things. You can even spot capillary action on paper towels. Paper towels are made of small plant fibers called cellulose. When you clean up your spilled juice, the liquid gets pulled up between the paper towel fibers by capillary action.

Let's do an experiment to see this process in action—and make something beautiful at the same time.



I'm **Roger Patterson**, the host of *Unlocking Science* on Answers TV. Let's have some fun as we investigate God's amazing creation.

➤ Let's do it!

Rainbow Supplies

- 5 clear glasses filled with water
- Food coloring (red, yellow, and blue)
- Paper towels





Make the Rainbow

1. Place the glasses close to one another in a row or a circle. In the first glass, add yellow food coloring to the water; in the third glass, blue; and in the fifth glass, red. Leave the second and fourth glasses of water uncolored.
2. Fold the paper towels into thirds to make strips. They should be able to reach from the bottom of one glass to the next without the middle sticking up too high. You may have to snip the ends if they are too long.
3. Insert them into the glasses, connecting each glass with the one beside it.
4. After a few minutes, you should see the colored water travel up and down the paper towels. After a while, the water will have traveled the whole length of the paper towels, coloring the uncolored water and mixing to make new colors.

Color Combinations


As the water travels from glass to glass and the colors mix, notice what new colors are created.

EXTRA FUN

- » After the experiment, gently squeeze out the paper towels and let them dry on a baking sheet. You can use the tie-dyed towels for other crafts.

NATURAL PHILOSOPHY

Water: Imbibition Cycle 1, Week 23



Supplies/Set-Up

1. Sugar cubes
2. Food coloring
3. Plate/dish (clear pyrex is great, so everyone can see)
4. White carnation (or any white flower)
5. Skinny vase
6. Water-walking bug picture
7. Piece of cardboard or cheap envelope
8. Glass, filled to the top with water
9. Article: Soak It Up (*Kids Answers*, October–December, 2022) (Optional: use this article & demo.)

Introductory

1. NATURAL, adjective [to be born or produced.] Pertaining to nature; produced or effected by nature, or by the laws of growth, formation or motion impressed on bodies or beings by divine power. Thus we speak of the natural growth of animals or plants; the natural motion of a gravitating body; natural strength or disposition; the natural heat of the body; natural color; natural beauty. In this sense, natural is opposed to artificial or acquired. (Noah Webster's 1828)
2. PHILOS'OPHY, noun [Latin philosophia; Gr. love, to love, and wisdom.]
 - a. Literally, the love of wisdom. But in modern acceptation, philosophy is a general term denoting an explanation of the reasons of things; or an investigation of the causes of all phenomena both of mind and of matter. When applied to any particular department of knowledge, it denotes the collection of general laws or principles under which all the subordinate phenomena or facts relating to that subject, are comprehended. Thus, that branch of philosophy which treats of God, etc. is called theology; that which treats of nature, is called physics or natural philosophy; that which treats of man is called logic and ethics, or moral philosophy; that which treats of the mind is called intellectual or mental philosophy or metaphysics.

The objects of philosophy are to ascertain facts or truth, and the causes of things or their phenomena; to enlarge our views of God and his works, and to render our knowledge of both practically useful and subservient to human happiness.

True religion and true philosophy must ultimately arrive at the same principle.

NATURAL PHILOSOPHY

Lesson

1. In the beginning God created the heaven and the earth. And the earth was without form and void, and darkness was upon the deep, and the Spirit of God moved upon the waters. **Genesis 1:1–2**
2. The first thing God says about how he made the world is that it was full of **water**. Water has absolutely amazing properties, and those properties make everything you know and love about life and the world possible. Creationary physicist Dr. Russell Humphreys postulates that everything in the universe was made by God first out of water, and his predictions about the magnetic fields of other planets, based on that hypothesis, were proven true when we sent space probes to other planets like Uranus and Neptune. Regardless, we know for sure that water covers most of our planet, rains down upon our planet, makes up 60% of our own bodies, and is a huge part of our lives.
3. Today, we're going to learn about Imbibition.

Imbibition Demonstration #1

1. Teach about imbibition.
2. First, you have to know that everything that exists is made up of atoms. Atoms are so tiny that even with the most super powerful microscopes we have, we still can't see even the biggest atoms. They are mind-bogglingly tiny. But we have other ways of detecting them, other than seeing them visually, and there is a large and compelling body of evidence that, yes, indeed, everything that exists in the material world is built up out of atoms, kind of like legos.
3. *Draw diagram of atom on board. Say:* Atoms are kind of funny, because each one is like a little magnet, with a positive part, and a negative part, and the positive parts and negative parts are attracted to each other. The positive parts are called *protons*, and they are found in the center of the atom. The negative parts are called *electrons*, and they fly around center of the nucleus, kind of like the planets orbit the Sun, but wilder. *(Draw +’s and -’s in the right spots.)*
4. *Draw diagram of water molecule. Say:* The molecular structure of water is 1 oxygen atom and 2 hydrogen atoms; we abbreviate that by writing H_2O . So when you see water, it's thousands upon thousands upon thousands of little single molecules of 1 oxygen atom and 2 hydrogen atoms.
5. *Make some detail to your water molecule drawing. Say:* On the outside part of an oxygen atom, 6 little electrons fly around, and on the outside of a hydrogen atom, 1 little electron flies around. But when these three atoms join together, becoming H_2O , those 8 little electrons—6 from the oxygen, and 1 from each of

NATURAL PHILOSOPHY

- the hydrogen atoms—fly around all three of the atoms, all together. When atoms join together into a little group like that, that's called a *molecule*. And the water molecule, again, is made up of how many atoms??? And what are they???
6. *Draw +’s and –’s in the right spots as you explain:* Something really wonderful happens with that molecule. What kinds of things are flying around the outside of the water molecule? (Electrons.) And are they positive or negative? (Negative.) On the *inside* of the oxygen atom, there are 8 protons. What charge do they have? (Positive.) And on the inside of the hydrogen atoms, there is only 1 proton in each. So those electrons will not fly equally around the 3 atoms of the water molecule; they are more attracted to the 8 protons in the center of the oxygen atom than they are to the single proton in each of the hydrogen atoms.
 7. This means that for every water molecule, the oxygen part of it has a slightly negative charge (because all of the electrons, including the 2 extras from the 2 hydrogen atoms, are mostly flying around it); and both of the hydrogen atoms have a slightly positive charge (because their electrons are mostly *not* flying around them).
 8. So each water molecule is attracted to a neighboring water molecule—the O part of one molecule is attracted to an H part of a neighboring one. It's not a strong enough bond to lock them together, but it's a very strong bond making water molecules all want to stick to each other. This is called the *Hydrogen bond*. And it is very powerful. And it causes a lot of the wonderful properties of water, that make so much of life possible.
 9. Let's take plants. Plants don't have pumps (hearts) like we have, to make the nutrients flow through them; they get nutrients from their roots, *against gravity*, just because of the wonderful properties of water.
 10. Plants have vessels inside of them, called xylem (ξύλον, meaning wood) and phloem (φλοιός, meaning bark). But how does the water flow up the vessels, without a heart pumping it? Because of those hydrogen bonds! The water molecules are attracted to the sides of the xylem, and the water molecules are attracted to each other. So, sticking to each other because of those hydrogen bonds, they creep up the vessels!! That's called capillary action, or **imbibition**.
 11. We call things that form hydrogen bonds with water *hydrophilic*, from the Greek hydro- (water) and philic (loving)—water-loving.
 12. Put some water in the pyrex dish, add food coloring. Make a tower of several sugar cubes, and place the tower (standing up) in the colored water. Watch imbibition in action!

NATURAL PHILOSOPHY

Imbibition Demonstration #2

1. Fill vase with water; add food coloring to water, nice and dark.
2. Freshly trim the stem; put carnation in water. Leave it & look at it again next week (add more water and food coloring, if necessary, during the week). You might even see a change before everyone leaves at the end of the day today!

Hydrogen Bonding Demostration #1

1. Another effect of hydrogen bonding of is that you'll just *see* water sticking together. (Dip finger in water, and a drop will be hanging off of it.) Look at how much extra water came up with my finger, against gravity, just because all of these little molecules love to stick to the other molecules which like sticking to my finger!
2. This is why, when you having a leaky faucet, water gathers there at the spout, growing bigger and bigger, hanging against gravity, until the drop finally gets so big that the gravity wins and a whole drop falls.

Hydrogen Bonding: Surface Tension

1. And light things can walk on top of water, like certain bugs. They are so light, and the surface tension of water is so strong (that's the hydrogen bonds of the water molecules, at the surface, sticking together), that they can walk on top of the water. Do you see how he makes little dents in the water? Amazing!!

Hydrogen Bonding: Surface Tension Demonstration


1. Fill glass to the brim with water.
2. Ask: Do you think that this envelope is strong enough to hold all of this water in this glass?
3. Place the envelope over the top of the glass and carefully turn it over; then let go of the envelope. The envelope will hold all of the water in!!!
4. Say: What's going on here?! Is the envelope strong enough to hold up all of that water?! (No.) Here's what's happening: Paper is *hydrophilic*, so the water wants to stick to the cardboard, and wants to stick to itself, so it isn't that the envelope holds the water up, but the *water* holds the *envelope* up! The hydrogen bonding inside the glass, and air pressure outside, together, are stronger forces than gravity! The water stays in!!!





NATURAL PHILOSOPHY

Water & Earth: Water Cycle & Erosion Cycle 2, Week 24



Supplies/Set-Up

1. Plastic mixing bowl
2. Saran wrap
3. A mug
4. String
5. Water
6. Hot desk lamp (to shine down on everything, like the Sun)
7. Modeling clay
8. 3 plastic lunch trays
9. 2 cups of soil
10. 1 quart bowl filled with mixture of leaves, grass, and small twigs
11. Water
12. Water Cycle Diagram

Introductory

1. NATURAL, adjective [to be born or produced.] Pertaining to nature; produced or effected by nature, or by the laws of growth, formation or motion impressed on bodies or beings by divine power. Thus we speak of the natural growth of animals or plants; the natural motion of a gravitating body; natural strength or disposition; the natural heat of the body; natural color; natural beauty. In this sense, natural is opposed to artificial or acquired. (Noah Webster's 1828)
2. PHILOS'OPHY, noun [Latin philosophia; Gr. love, to love, and wisdom.]
 - a. Literally, the love of wisdom. But in modern acceptation, philosophy is a general term denoting an explanation of the reasons of things; or an investigation of the causes of all phenomena both of mind and of matter. When applied to any particular department of knowledge, it denotes the collection of general laws or principles under which all the subordinate phenomena or facts relating to that subject, are comprehended. Thus, that branch of philosophy which treats of God, etc. is called theology; that which treats of nature, is called physics or natural philosophy; that which treats of man is called logic and ethics, or moral philosophy; that which treats of the mind is called intellectual or mental philosophy or metaphysics.

The objects of philosophy are to ascertain facts or truth, and the causes of things or their phenomena; to enlarge our views of God and his works, and to render our knowledge of both practically useful and subservient to human happiness.

True religion and true philosophy must ultimately arrive at the same principle.

NATURAL PHILOSOPHY

Lesson

1. In the beginning God created the heaven and the earth. And the earth was without form and void, and darkness was upon the deep, and the Spirit of God moved upon the waters. **Genesis 1:1-2**
2. We've been learning about the three phases of matter: gas, liquid, and solid. The gas that we have the most of here on earth is air. We learned about how much air is above and all around us, didn't we?
3. We've been learning about many of the properties of water, that make it so amazing, and that make it so critical to life on earth.
4. Now we'll learn about how God supplies us with fresh water.

Water Cycle Demonstration

1. Since water is critical to all life on earth, and we need *fresh* water all the time, the Lord designed a water recycling system; we call it the Water Cycle. First, we're going to get a demonstration going, so we can watch what happens while we do other stuff.
2. Place the mug in the bottom of the bowl, and add water to the bowl, til it comes 2/3rds of the way up the outside of the mug.
3. Cover the bowl tightly with saran wrap and secure with string.
4. Shine the light on it, and watch water. Say: Let's let it sit and see what will happen.
5. In the meantime, let's look at a diagram of the Water Cycle. (Show diagram, explain.
6. Keep an eye on your Demonstration, watch for water to condensate on the saran wrap, and even to drop down into the mug! Explain how that's like the oceans, clouds, rain, and land.
7. Show Water Cycle Diagram.

NATURAL PHILOSOPHY

Erosion Demonstration—Janet van Cleave's *Gooley, Slippery,...* #137

1. This term, as we've studied Earth Science, we've been looking at the main things the earth is made of—air, water, and earth itself. The earth is the ground—the rocks, dirt, sand, etc. The land. The Latin word for earth is *terra*, which we translate as *land*.
2. As water goes through the water the Water Cycle, it interacts with the earth.
3. If the earth were millions and billions of years old, did you know that all of the continents would be under water by now? Erosion would have caused all of the highest mountains, bit by tiny bit, to have been carried into the sea, after only 400 million years. The earth is constantly eroding!

