

ART & MUSIC



Art Copywork

1. Art Copywork from 19th century book illustrations
2. Little ones can just color in the page.
3. Use simpler artwork, this year. Or maybe pick a detail.
 - Little Sir Galahad, c. 2!
 - Saved at Sea, c. 3, 4, 11
 - The Bird's Nest, cover
 - At the Back of the North Wind, p. 31
 - Peter Rabbit!
4. Let them work on a piece for 2 or more weeks.
5. Use graph paper.
6. Prefer Bible-themed artwork.
7. Use art pencils, gum erasers, and colored pencils.
8. Littler children can just color in the example pages.

Still Life Drawing

1. Still life—vases, bowls, mugs, flowers, fruit, etc.
2. Alternate with Art Copywork—2 weeks of copywork, 2 weeks or still life.

Supplies

1. Art pencils.
2. Use clipboards because tables aren't smooth.
3. Colored pencils.
4. Graph paper for art copywork.
5. Plain paper for still life.


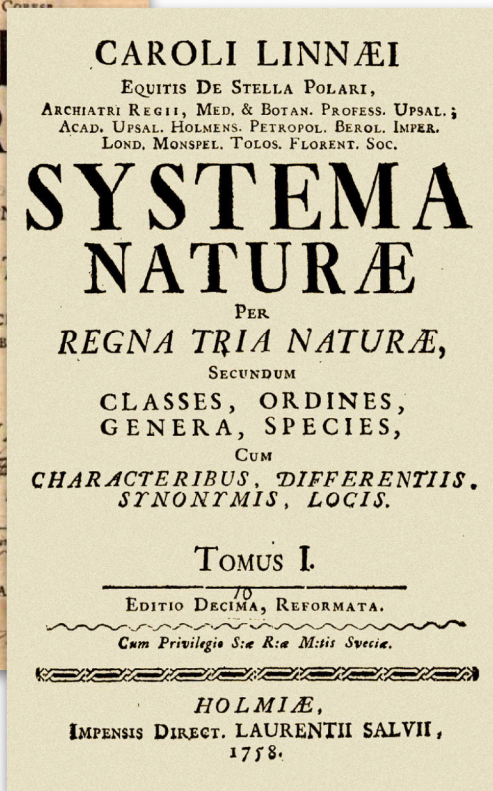
Music

Classical Period

Linnaeus (1707 - 1778)

BOTANICAL ILLUSTRATIONS

Carl Linnaeus was a famous Swedish botanist, physician, and zoologist who devised the formal, two-part naming system we use today to classify all lifeforms. His original work, *Systema Naturae*, expanded from a short pamphlet into a multi-volume work encompassing 2,400 pages with descriptions of 15,000 species. Linnaeus later published *Species Plantarum*, which contains 1,200 pages describing 7,300 species of plants. As a botanist, Linnaeus would sketch leaves, stems, roots, flowers, and seeds of plants.





Dandelion
Eliz. Blackvell delin. sculp. et Pinx.

1 Flower
2 Root
3 Seed

Dens Leonis
Taraxacum

Botanical Illustration Example



Red Poppy

Eliz. Blackwell delin. sculp. et Pinx.

- 1 Flower
- 2 Fruit
- 3 Seed

Papaver

} rubrum
 } erraticum
 } rhoeas

Botanical Illustration Example



Papaver Rhoeas



Trillium erectum.

Botanical Illustration Example



Botanical Illustration Example






3/2/13









CROFT FARM 2.6.2013.

