


# KOINE FOR KIDS

A PRE-PRIMER FOR BIBLICAL GREEK



Koine for Kids: A Pre-Primer for Biblical Greek  
by Robyn van Eck

Library of Congress Control Number: 2020910661  
ISBN 978-1-7332361-7-1

Christian Trivium Publishing  
Honey Grove, Texas

Copyright ©2020 by Roel and Robyn van Eck.

Cover design by Roel van Eck. Front cover features the title page of the 1551 Stephanus Greek New Testament. Title page features the title page of the 1550 Stephanus Greek New Testament.

English Scripture taken from *The 1599 Geneva Bible*, copyright ©2010–2016 by Tolle Lege Press, available at <http://genevabible.com/>. Used by permission.

Greek Scripture taken from the 1550 Stephanus Greek New Testament.

All rights reserved. No part of this publication may be reproduced, distributed, or transmitted in any form or by any means, including photocopying, recording, or other electronic or mechanical methods, without the prior written permission of the publisher, except in the case of brief quotations embodied in critical reviews and certain other noncommercial uses permitted by copyright law.

To contact us, learn more, or for permission requests, visit us online at:



[grammarofgrace.com](http://grammarofgrace.com)

Dear Christian Parent,

Welcome to Biblical Greek!

This workbook is designed to teach children as young as five—and as old as ninety-five—the Greek alphabet. It's easy and fun!

Koine (“coin-ay”) Greek is what we call the Greek of the Bible. It's the version of classical Greek that people spoke in the days of the New Testament. While, at first, you may think the letters seem like strange alien writing, you and your children will quickly learn them—and probably really enjoy it, like you're learning a secret code!

Each page of *Koine for Kids* is self-explanatory; there are instructions for every new letter and exercise as you go along. When you've finished them all, you and your children will know the entire Greek alphabet!

You'll also see some “Extra Greek for Older Kids” activities, designed to teach older students a little biblical Greek vocabulary; these exercises are for older students who are up for an extra challenge. By the end of the book, those students will be able to read and understand five short verses from the Greek New Testament!

You'll begin with the first letter of the Greek alphabet, *alpha*, and you say it like “awl-fa”, not “al-fa”. You'll see; it's all there. Turn the page and dive in!

I'd love to hear how *Koine For Kids* has blessed your family; write me a note or send me a picture to let me know how it's going!

Grace & peace to you,  
Robyn van Eck

# ALPHA



## SNEAKY GREEK

One sneaky letter doesn't belong on each row. Find and circle it.

What sound do the other letters make? Read them aloud.

### EXPLANATION

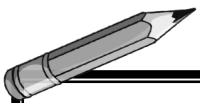
The name of the letter **A** is pronounced *awl-fa* (not *al-fa*!).

**A** has two sounds:  
Long **A** sounds like *awe*, as in *ball*.  
Short **A** sounds like *ah*, as in *what*.\*

Majuscule (upper): **A**  
Minuscule (lower): **α**

\*Use the short **A** sound for exercises in this book.

1	α	α	α	β	α
2	A	A	A	A	Γ
3	α	δ	α	α	α
4	γ	α	α	α	α
5	A	A	B	A	A
6	Δ	A	A	A	A



# TRACE THE LETTER

A α A α A α A α A α A α

## UPPER OR LOWER

Read the sound the Greek letter makes aloud.

If the letter is uppercase, circle M (for Majuscule); if it is lowercase, circle m (for minuscule).

1	M m	A
2	M m	α
3	M m	α
4	M m	A

## SAME-DIFFERENT

Put a ✓ in the box if all the letters are the same.

Put an ✗ in the box if they are different.

1	<input type="checkbox"/>	A	A	A	A	A
2	<input type="checkbox"/>	α	α	α	δ	α
3	<input type="checkbox"/>	α	α	α	α	α
4	<input type="checkbox"/>	A	α	A	α	A
5	<input type="checkbox"/>	α	€	α	α	α

# BETA

B β B β

## SNEAKY GREEK

One sneaky letter doesn't belong on each row. Find and circle it.

What sound do the other letters make? Read them aloud.

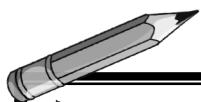
### EXPLANATION

The name of the letter **B** is pronounced *bay-ta*.

**B** sounds like *b*, as in *baby*.

Majuscule: **B**  
Minuscule: **β**

1	β	β	β	α	β
2	B	B	A	B	B
3	β	γ	β	β	β
4	δ	β	β	β	β
5	B	B	Γ	B	B
6	β	B	β	B	Δ



# TRACE THE LETTER

Bβ Bβ Bβ Bβ Bβ Bβ

## BABY TALK

Read the Greek baby talk words aloud.

Circle the baby talk words that sound the same on each line.

1	βα	Bα	αβ
2	Bα	βα	Aβ
3	βα	αβ	Aβ
4	Aβ	Bα	αβ

## SAME-DIFFERENT

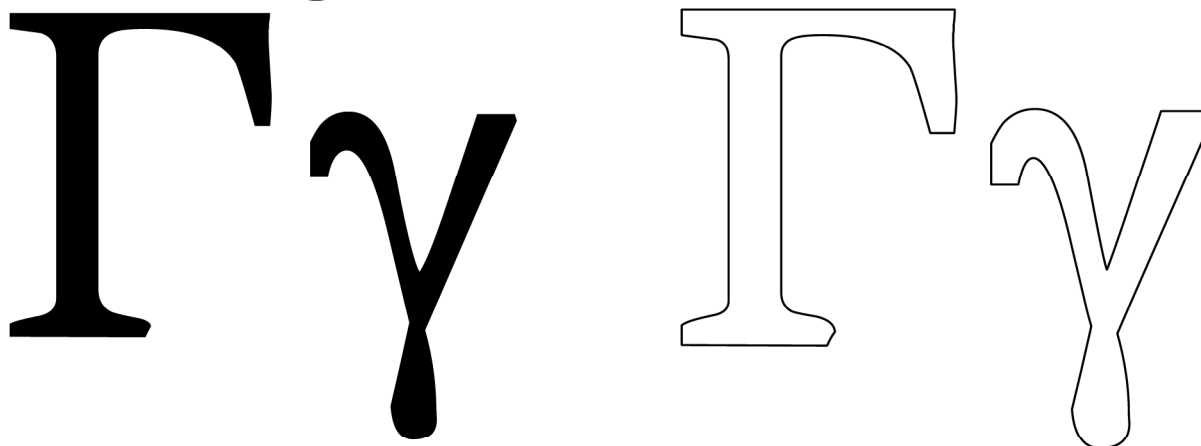
Read the sound each Greek letter makes aloud.

Put a ✓ in the box if all the letters are the same.

Put an ✗ in the box if they are different.

1 <input type="checkbox"/>	B	B	A	B	B
2 <input type="checkbox"/>	β	β	β	B	β
3 <input type="checkbox"/>	B	α	B	B	B
4 <input type="checkbox"/>	α	α	α	α	A
5 <input type="checkbox"/>	B	A	A	A	A

# GAMMA



## SNEAKY GREEK

Read the sound each Greek letter makes aloud.

One sneaky letter doesn't belong on each row. Find and circle it.

### EXPLANATION

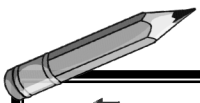
The name of the letter Γ is pronounced *gahm-ma* (not *gam-ma*!).

Γ sounds like *g*, as in *game*. In special situations, it can also sound like *n*, as in *mink*.

Majuscule: Γ  
Minuscule: γ

1	γ	γ	γ	γ	α
2	Γ	Γ	Γ	Β	Γ
3	β	γ	γ	γ	γ
4	Γ	Α	Γ	Γ	Γ
5	Γ	γ	Γ	γ	β
6	γ	γ	α	γ	γ





# TRACE THE LETTER

Γ γ Γ γ Γ γ Γ γ Γ γ Γ γ

## UPPER OR LOWER

Read the sound the Greek letter makes aloud.

If the letter is uppercase, circle M (for Majuscule); if it is lowercase, circle m (for minuscule).

1	M m	Γ
2	M m	γ
3	M m	α
4	M m	β

5	M m	Β
6	M m	Α
7	M m	γ
8	M m	Γ

## FIND THE MATCH

Read the sound of the majuscule Greek letter aloud, then read aloud the miniscule Greek letters. Circle the miniscule that matches the majuscule.

1	Γ	α	β	γ
2	Α	β	α	γ
3	Β	β	γ	α
4	Γ	γ	α	β
5	Β	α	γ	β


# SAY YOUR ALPHA-BETAS:

# A B Γ

## PRACTICE WRITING

Read the sound the Greek letter makes aloud.

Copy the letter in the box.



1	Γ	
2	γ	
3	β	
4	α	

5	A	
6	Γ	
7	B	
8	γ	

## NAME GAME

Read the sounds the Greek letters make aloud.

Circle the Greek letter named in the box.

1	GAMMA	α	β	γ
2	ALPHA	Γ	A	B
3	BETA	γ	β	α
4	GAMMA	B	A	Γ
5	ALPHA	α	γ	β

## COLOR THE LETTERS

A α

B β

Γ γ

## BABY TALK

Read the Greek baby talk words aloud.

Circle the baby talk words that sound the same on each line.

1	γα	γα	αβ
2	Γα	Αβ	Γα
3	βα	βαγ	βα
4	γαβ	γαβ	γα
5	Αβ	Αγ	αγ

## SAME-DIFFERENT

Read the sound each Greek letter makes aloud.

Put a ✓ in the box if all the letters are the same.

Put an ✗ in the box if they are different.

1 <input type="checkbox"/>	γ	γ	Γ	γ	γ
2 <input type="checkbox"/>	α	γ	α	α	α
3 <input type="checkbox"/>	Β	β	Β	β	Β
4 <input type="checkbox"/>	Α	α	α	α	Α